

<b>Glass Kilns</b> Personal, Small Studio Models ..... Page 2	<b>Posts for use with Shelves</b> ..... Page 9	<b>Electrical Parts</b> ..... Page 11
<b>Glass Kilns</b> Personal and Working Studio Models ..... Page 3	<b>Heating Elements</b> ..... Page 9	<b>Stands &amp; Hardware</b> ..... Page 11
<b>Bead Annealer Glass Kilns</b> Fishbone Bead and Sculptural Glass Annealer ..... Page 6	<b>Glass Separator</b> ..... Page 10	<b>Lids &amp; Doors</b> ..... Page 12
<b>Glass Kilns</b> Hobby and Metal Clay ..... Page 7	<b>Haik Brushes</b> ..... Page 10	<b>Floors</b> ..... Page 12
<b>Dyna-Lift Lid Lift Assist Options</b> ..... Page 8	<b>Hot Gloves</b> ..... Page 10	<b>Wall Mount Controllers</b> ..... Page 12
<b>Viewing Window Option</b> ..... Page 8	<b>Rampmaster &amp; Set-Pro Control Parts</b> ..... Page 10	<b>Fire Brick</b> ..... Page 13
<b>KISS Computer Integration Software</b> ..... Page 8	<b>Thermocouples</b> ..... Page 10	
<b>Shelves &amp; Furniture Kits</b> ..... Page 8	<b>Pyrometers</b> ..... Page 10	

All kilns are shipped freight collect unless prior arrangements are made with Evenheat. All prices are F.O.B. Factory, Caseville Michigan, USA and are subject to change without notice or obligation. Shipping and handling charges will be added to all parcel shipments (UPS, FedEx, USPS). We reserve the right to make changes in our products or to meet requirements of available materials without notice or obligation.

Glass Kilns – Fusing, Slumping, Vitrigrph, Draping, Casting, Painting										evenheat-kiln.com		
Model	Volts	Control Style	Kiln Part # w/ Mechanical Relays	Kiln Price w/ Mechanical Relays	Kiln Part # w/ Quiet Drive Solid State	Kiln Price w/ Quiet Drive Solid State	Amps	Watts	Chamber Dimensions	Max. Usable Temp.	Power Receptacle	Kiln Appr. Ship Weight
<b>Studio 8</b>	120V	Infinite	#00342.000	\$560	N/A	N/A	12A	1440W	8" Wide x 8" Long x 4.5" Deep - .17 cu. feet 20.3cm W x 20.3cm L x 11.4cm D – 4.8L	1800°F 982°C	NEMA 5-15R	30 lb 14 kg
	240V	Infinite	#00342.020	\$570	N/A	N/A	9.6A	2208W			NEMA 6-20R	
<b>Studio 8</b> with Viewing Window	120V	Infinite	#00342.010	\$585	N/A	N/A	12A	1440W	8" Wide x 8" Long x 4.5" Deep - .17 cu. feet 20.3cm W x 20.3cm L x 11.4cm D – 4.8L	1800°F 982°C	NEMA 5-15R	30 lb 14 kg
	240V	Infinite	#00342.030	\$595	N/A	N/A	9.6A	2208W			NEMA 6-20R	
<b>Studio Pro</b>	120V	Infinite	#00343.000	\$565	N/A	N/A	12A	1440W	8" Wide x 8" Long x 4.5" Deep - .17 cu. feet 20.3cm W x 20.3cm L x 11.4cm D – 4.8L	1800°F 982°C	NEMA 5-15R	30 lb 14 kg
	240V	Infinite	#00343.020	\$575	N/A	N/A	9.6A	2208W			NEMA 6-20R	
<b>Studio Pro</b> with Viewing Window	120V	Infinite	#00343.010	\$585	N/A	N/A	12A	1440W	8" Wide x 8" Long x 4.5" Deep - .17 cu. feet 20.3cm W x 20.3cm L x 11.4cm D – 4.8L	1800°F 982°C	NEMA 5-15R	30 lb 14 kg
	240V	Infinite	#00343.030	\$595	N/A	N/A	9.6A	2208W			NEMA 6-20R	
<b>Studio Pro STP</b>	120V	Set-Pro	#00343.500	\$750	N/A	N/A	12A	1440W	8" Wide x 8" Long x 4.5" Deep - .17 cu. feet 20.3cm W x 20.3cm L x 11.4cm D – 4.8L	1800°F 982°C	NEMA 5-15R	30 lb 14 kg
	240V	Set-Pro	#00343.520	\$760	N/A	N/A	9.6A	2208W			NEMA 6-20R	
<b>Studio Pro STP</b> with Viewing Window	120V	Set-Pro	#00343.501	\$770	N/A	N/A	12A	1440W	8" Wide x 8" Long x 4.5" Deep - .17 cu. feet 20.3cm W x 20.3cm L x 11.4cm D – 4.8L	1800°F 982°C	NEMA 5-15R	30 lb 14 kg
	240V	Set-Pro	#00343.521	\$780	N/A	N/A	9.6A	2208W			NEMA 6-20R	
<b>V8</b> w/ Solid Base	120V	Set-Pro	#00342.162	\$845	#00342.178	\$960	14A	1680W	8" Wide x 8" Long x 6.5" Deep - .24 cu. feet 20.3cm W x 20.3cm L x 16.5cm D – 6.8L	2350°F 1260°C	NEMA 5-15R	45 lb 21kg
		RM3	#00342.170	\$1055	#00342.179	\$1170						
		Genesis	#00342.190	\$1175	#00342.194	\$1290						
		TAP	#00342.174	\$1225	#00342.180	\$1340						
	240V	Set-Pro	#00342.164	\$855	#00342.181	\$970	10A	2400W				
		RM3	#00342.172	\$1065	#00342.182	\$1180						
		Genesis	#00342.192	\$1185	#00342.196	\$1300						
		TAP	#00342.176	\$1235	#00342.183	\$1350						
<b>V8</b> w/ Vitrigrph Base	120V	Set-Pro	#00342.163	\$855	#00342.184	\$970	14A	1680W	8" Wide x 8" Long x 6.5" Deep - .24 cu. feet 20.3cm W x 20.3cm L x 16.5cm D – 6.8L	2350°F 1260°C	NEMA 5-15R	45 lb 21kg
		RM3	#00342.171	\$1065	#00342.185	\$1180						
		Genesis	#00342.191	\$1235	#00342.195	\$1300						
		TAP	#00342.175	\$1145	#00342.186	\$1350						
	240V	Set-Pro	#00342.165	\$865	#00342.187	\$980	10A	2400W				
		RM3	#00342.173	\$1075	#00342.188	\$1190						
		Genesis	#00342.193	\$1195	#00342.197	\$1310						
		TAP	#00342.177	\$1245	#00342.189	\$1360						

Glass Kilns – Fusing, Slumping, Draping, Casting, Painting										evenheat-kiln.com		
Model	Volts	Control Style	Kiln Part # w/ Mechanical Relay	Kiln Price w/ Mechanical Relay	Kiln Part # w/ Quiet Drive Solid State	Kiln Price w/ Quiet Drive Solid State	Amps	Watts	Chamber Dimensions	Max. Usable Temp.	Power Receptacle	Kiln Appr. Ship Weight
<b>Copper</b>	120V	Set-Pro	#00402.010	\$1115	#00402.012	\$1230	12A	1440W	10" Wide x 6.5" High x 9" Deep - .34 cu. feet 24.5cm W x 16.5cm H x 23cm D – 9.6L	2200°F 1204°C	NEMA 5-15R	54 lb 25 kg
		RM3	#00402.019	\$1235	#00402.123	\$1350						
		Genesis	#00402.040	\$1355	#00402.042	\$1470						
		TAP	#00402.016	\$1405	#00402.018	\$1520						
	240V	Set-Pro	#00402.110	\$1125	#00402.112	\$1240	13A	3120W				
		RM3	#00402.122	\$1245	#00402.124	\$1360						
		Genesis	#00402.129	\$1365	#00402.131	\$1480						
	TAP	#00402.125	\$1415	#00402.127	\$1530							
<b>Hot Shot</b>	120V	Set-Pro	#00024.050	\$1130	#00024.055	\$1245	12A	1440W	14.5" Dia. x 6.5" Deep - .61 cu. feet 36.8cm Dia. x 16.5cm Deep – 17.3L	1650°F 900°C	NEMA 5-15R	70 lb 32 kg
	240V	Set-Pro	#00024.075	\$1175	#00024.077	\$1290	12.5A	2875W			NEMA 6-20R	
<b>GT 14-6</b>	120V	RM3	#00023.050	\$1335	#00023.052	\$1450	12A	1440W	14.5" Dia. x 6.5" Deep - .61 cu. feet 36.8cm Dia. x 16.5cm Deep – 17.3L	1650°F 900°C	NEMA 5-15R	70 lb 32 kg
		Genesis	#00024.056	\$1550	#00024.057	\$1665						
		TAP	#00024.052	\$1600	#00024.054	\$1715						
	240V	RM3	#00024.275	\$1380	#00024.277	\$1495	12.5A	2875W				
		Genesis	#00024.310	\$1595	#00024.312	\$1710						
		TAP	#00024.305	\$1645	#00024.307	\$1760						
<b>Studio Pro 14</b>	120V	Set-Pro	#00344.000	\$1170	#00344.002	\$1285	15A	1800W	14.5" Wide x 14.5" Long x 6.5" Deep - .80 cu. feet 37cm W x 37cm L x 16.5cm Deep – 22.7L	1650°F 900°C	NEMA 5-15R	130 lb 59 kg
		RM3	#00344.010	\$1380	#00344.012	\$1495						
		Genesis	#00344.020	\$1500	#00344.022	\$1615						
		TAP	#00344.015	\$1550	#00344.017	\$1665						
	240V	Set-Pro	#00344.100	\$1420	#00344.102	\$1535	10A	2400W				
		RM3	#00344.110	\$1630	#00344.112	\$1745						
		Genesis	#00344.120	\$1750	#00344.122	\$1865						
		TAP	#00344.115	\$1800	#00344.117	\$1915						

Glass Kilns – Fusing, Slumping, Draping, Casting, Painting											evenheat-kiln.com	
Model	Volts	Control Style	Kiln Part # w/ Mechanical Relay	Kiln Price w/ Mechanical Relay	Kiln Part # w/ Quiet Drive Solid State	Kiln Price w/ Quiet Drive Solid State	Amps	Watts	Chamber Dimensions	Max. Usable Temp.	Power Receptacle	Kiln Appr. Ship Weight
<b>Studio Pro 15</b>	120V	Set-Pro	#00344.160	\$1445	#00344.162	\$1560	15A	1800W	14.5" Wide x 14.5" Long x 6.5" Deep - .80 cu. feet 37cm W x 37cm L x 16.5cm Deep – 22.7L	1650°F 900°C	NEMA 5-15R	130 lb 59 kg
		RM3	#00344.150	\$1655	#00344.152	\$1770						
		Genesis	#00344.142	\$1775	#00344.144	\$1890						
		TAP	#00344.167	\$1825	#00344.169	\$1940						
	240V	Set-Pro	#00344.165	\$1620	#00344.166	\$1735	10A	2400W				
		RM3	#00344.155	\$1830	#00344.157	\$1945						
		Genesis	#00344.146	\$1950	#00344.148	\$2065						
		TAP	#00344.168	\$2000	#00344.164	\$2115						
<b>Studio Pro 17</b>	120V	Set-Pro	#00344.180	\$1485	#00344.182	\$1600	18A	2160W	17" Wide x 17" Long x 6.5" Deep – 1.09 cu. feet 43cm W x 43cm L x 16.5cm Deep – 30.9L	1650°F 900°C	NEMA 5-20R	130 lb 59 kg
		RM3	#00344.170	\$1695	#00344.172	\$1810						
		Genesis	#00344.192	\$1815	#00344.194	\$1930						
		TAP	#00344.187	\$1865	#00344.188	\$1980						
	240V	Set-Pro	#00344.185	\$1655	#00344.186	\$1770	10.5A	2520W				
		RM3	#00344.175	\$1865	#00344.176	\$1980						
		Genesis	#00344.196	\$1985	#00344.198	\$2100						
		TAP	#00344.189	\$2035	#00344.190	\$2150						
<b>TGK GT 4050</b>	240V	Set-Pro	#00046.000	\$1475	#00046.002	\$1600	15A	3600W	19.8" Wide x 15.8" Long x 6.5" Deep – 1.2 cu. feet 50cm W x 40cm L x 16.5cm Deep – 33.1L	1650°F 900°C	NEMA 6-20R	135 lb 61 kg
<b>GTS 18-9</b>	240V	Set-Pro	#00051.060	\$1510	N/A	N/A	27A	6460W	17.5" Dia. x 9" Deep – 1.3 cu. feet 44.5cm Dia. x 22.9cm Deep – 36.8L	1800°F 982°C	NEMA 6-30R	100 lb 46 kg
		RM3	#00051.000	\$1720	N/A	N/A						
		Genesis	#00051.098	\$1840	N/A	N/A						
		TAP	#00051.080	\$1890	N/A	N/A						
<b>GTS 18-13</b>	240V	Set-Pro	#00051.070	\$1570	#00051.072	\$1800	27A	6460W	17.5" Dia. x 13.5" Deep – 1.95 cu. feet 44.5cm Dia. x 34.3cm Deep – 55.2L	1800°F 982°C	NEMA 6-30R	120 lb 55 kg
		RM3	#00051.050	\$1780	#00051.052	\$2010						
		Genesis	#00051.096	\$1900	#00051.097	\$2130						
		TAP	#00051.090	\$1950	#00051.092	\$2180						
<b>GTS 23-9</b>	240V	Set-Pro	#00058.060	\$1780	N/A	N/A	30A	7200W	23.5" Dia. x 9" Deep – 2.34 cu. feet 59.7cm Dia. x 22.9cm Deep – 66.3L	1800°F 982°C	NEMA 6-50R	140 lb 64 kg
		RM3	#00058.000	\$1990	N/A	N/A						
		Genesis	#00058.099	\$2110	N/A	N/A						
		TAP	#00058.080	\$2160	N/A	N/A						

Glass Kilns – Fusing, Slumping, Draping, Casting, Painting											evenheat-kiln.com	
Model	Volts	Control Style	Kiln Part # w/ Mechanical Relays	Kiln Price w/ Mechanical Relays	Kiln Part # w/ Quiet Drive Solid State	Kiln Price w/ Quiet Drive Solid State	Amps	Watts	Chamber Dimensions	Max. Usable Temp.	Power Receptacle	Kiln Appr. Ship Weight
<b>GTS 23-13</b>	240V	Set-Pro	#00058.070	\$1855	#00058.072	\$2085	30A	7200W	23.5" Dia. x 13.5" Deep – 3.51 cu. feet 59.7cm Dia. x 34.3cm Deep – 99.4L	1800°F 982°C	NEMA 6-50R	195 lb 89 kg
		RM3	#00058.050	\$2065	#00058.052	\$2295						
		Genesis	#00058.096	\$2185	#00058.097	\$2415						
		TAP	#00058.090	\$2235	#00058.092	\$2465						
<b>Studio Pro 24</b>	240V	Set-Pro	#00344.200	\$3160	#00344.202	\$3505	32A	7680W	24" Wide x 24" Long x 13.5" Deep – 4.2 cu. feet 61cm W x 61cm L x 34.3cm D – 119L	1800°F 982°C	NEMA 6-50R	280 lb 127 kg
		RM3	#00344.210	\$3255	#00344.212	\$3600						
		Genesis	#00344.230	\$3375	#00344.232	\$3720						
		TAP	#00344.220	\$3425	#00344.222	\$3770						
<b>Studio Pro 28</b>	240V	Set-Pro	#00344.250	\$3385	#00344.252	\$3730	40A	9600W	28" Wide x 28" Long x 13.5" Deep – 5.8 cu. feet 71cm W x 71cm L x 34.3cm D – 165L	1800°F 982°C	NEMA 6-50R	300 lb 136 kg
		RM3	#00344.260	\$3480	#00344.262	\$3825						
		Genesis	#00344.280	\$3600	#00344.282	\$3945						
		TAP	#00344.270	\$3650	#00344.272	\$3995						
<b>GTS 2541-9 w/ Dyna-Lift</b>	240V	Set-Pro	#00064.080	\$2825	N/A	N/A	40A	9600W	41" Wide x 25.5" Long x 9" Deep – 4.8 cu. feet 104.1cm W x 64.8cm L x 22.9cm D – 135.9L	1800°F 982°C	NEMA 6-50R	280 lb 127 kg
		RM3	#00064.000	\$3035	N/A	N/A						
		Genesis	#00064.117	\$3155	N/A	N/A						
		TAP	#00064.100	\$3205	N/A	N/A						
<b>GTS 2541-13 w/ Dyna-Lift</b>	240V	Set-Pro	#00064.090	\$2920	#00064.092	\$3265	40A	9600W	41" Wide x 25.5" Long x 13.5" Deep – 7.2 cu. feet 104.1cm W x 64.8cm L x 34.3cm D – 203.9L	1800°F 982°C	NEMA 6-50R	310 lb 141 kg
		RM3	#00064.050	\$3130	#00064.052	\$3475						
		Genesis	#00064.119	\$3250	#00064.121	\$3595						
		TAP	#00064.110	\$3300	#00064.112	\$3645						
<b>GTS 41-13</b>	240V	Set-Pro	#00065.001	\$4115	#00065.005	\$4460	45A	10800W	40.5" W x 25.25" L x 13.5" D – 7.52 cu. feet 102.9cm W x 64.1cm L x 34.3cm D – 212.9L	1800°F 982°C	NEMA 6-50R	365 lb 166kg
		RM3	#00065.010	\$4325	#00065.015	\$4670						
		Genesis	#00065.020	\$4445	#00065.025	\$4790						
		TAP	#00065.030	\$4495	#00065.035	\$4840						
<b>Studio Pro 41</b>	240V	RM3	#00344.500	\$5055	#00344.502	\$5400	45A	10800W	40.5" W x 25.25" L x 13.5" D – 7.52 cu. feet 102.9cm W x 64.1cm L x 34.3cm D – 212.9L	1800°F 982°C	NEMA 6-50R	365 lb 166 kg
		Genesis	#00344.542	\$5270	#00344.544	\$5615						
		TAP	#00344.535	\$5320	#00344.537	\$5665						

*Models GTS 2541-9 and GTS 2541-13 are standard equipped with Evenheat's Patented Dyna-Lift Lid Lift Assist*

*208V and 3 Phase models available on all models. Contact Evenheat for detailed information.*

Glass Kilns – Bead Making											evenheat-kiln.com		
Model	Volts	Control Style	Kiln Part #	Kiln Price	Amps	Watts	Chamber Dimensions	Maximum Usable Temp.	Power Receptacle	Shelf Part #	Shelf Price	Kiln Approx. Ship Weight	Shelf Approx. Ship Weight
Fishbone	120V	Set-Pro	#00320.000 – Silver	\$945	12A	1440W	14.25" W x 3.5" H x 7.5" D - .22 cu. Feet 36.3cm W x 9cm H x 19cm D – 6.2L	1200°F 650°C	NEMA 5-15R	13" x 6.5" #07402.000	\$33	40 lb 18 kg	3 lb 2 kg
	240V	Set-Pro	#00320.100 – Silver	\$995	6.3A	1440W			NEMA 6-20R				

**Available Fishbone Colors**



Glass Kilns – Hobby Glass & Metal Clay Work													evenheat-kiln.com	
Model	Volts	Control Style	Kiln Part #	Kiln Price	Amps	Watts	Chamber Dimensions	Maximum Usable Temp.	Power Receptacle	Shelf Part #	Shelf Price	Kiln Approx. Ship Weight	Shelf Approx. Ship Weight	
<b>Kingpin 88</b> Standard Door	120V	Set-Pro	#00310.000 – Silver	\$845	12A	1440W	6" High x 8" Wide x 8" Deep - .22 cu. feet 15.2cm H x 20.3cm W x 20.3cm D – 6.2L	2000°F 1093°C	NEMA 5-15R	7.25" Sq. #07400.000	\$20	40 lb 18 kg	1 lb .5 kg	
	240V	Set-Pro	#00310.010 – Silver	\$890	6.6A	1584W			NEMA 6-20R					
<b>Kingpin 88</b> with Viewing Window	120V	Set-Pro	#00310.100 – Silver	\$860	12A	1440W	6" High x 8" Wide x 8" Deep - .22 cu. feet 15.2cm H x 20.3cm W x 20.3cm D – 6.2L	2000°F 1093°C	NEMA 5-15R	7.25" Sq. #07400.000	\$20	40 lb 18 kg	1 lb .5 kg	
	240V	Set-Pro	#00310.110 – Silver	\$905	6.6A	1584W			NEMA 6-20R					
<b>Kingpin 88</b> with Bead Door	120V	Set-Pro	#00310.200 – Silver	\$900	12A	1440W	6" High x 8" Wide x 8" Deep - .22 cu. feet 15.2cm H x 20.3cm W x 20.3cm D – 6.2L	1800°F 982°C	NEMA 5-15R	7.25" Sq. #07400.000	\$20	40 lb 18 kg	1 lb .5 kg	
	240V	Set-Pro	#00310.210 – Silver	\$945	6.6A	1584W			NEMA 6-20R					
<b>Kingpin 88</b> with Bead Door and Viewing Window	120V	Set-Pro	#00310.300 – Silver	\$915	12A	1440W	6" High x 8" Wide x 8" Deep - .22 cu. feet 15.2cm H x 20.3cm W x 20.3cm D – 6.2L	1800°F 982°C	NEMA 5-15R	7.25" Sq. #07400.000	\$20	40 lb 18 kg	1 lb .5 kg	
	240V	Set-Pro	#00310.310 – Silver	\$965	6.6A	1584W			NEMA 6-20R					

*All Set-Pro equipped models include preset firing programs for Metal Adventures (BRONZclay, COPPRclay), Art Clay, PMC and Prometheus brands of metal clay.*

**Available Kingpin 88 Colors**



Vitrigraph Accessories, Dyna-Lifts and More			Order these parts at shopevenheat.com					
V8 Vitrigraph Base Accessory	#00342.200	\$132	Dyna-Lift for GTS 2541-13	#00170.030	\$405	KISS Hardware/Software Factory installed – USB Version	#11900.200	\$745
Dyna-Lift for GTS 23-9	#00170.000	\$405	Viewing Window Factory Installed	#00163.000	\$100	KISS Expansion Kit Allows for additional kilns	#11900.100	\$90
Dyna-Lift for GTS 23-13	#00170.010	\$405	Lid/Door Power Interrupt Switch Option - Factory Installed	#05574.100	\$130			
Dyna-Lift for GTS 2541-9	#00170.020	\$405	Vent Master (Orton) – 120V	#08035.000	\$495			

Individual Shelves			Order these parts at shopevenheat.com					
Hot Box Shelf 5.5" Square Shelf	#00008.200	\$12	Studio Pro 15 Shelf 13" Square Shelf	#07401.000	\$41	GTS 2541 Shelf 21" Semi-Circular Shelf	#07421.00	\$43
Copper Shelf 7.25" Square Shelf	#07400.000	\$26	Studio Pro 17 Shelf 16" Square Shelf	#07401.500	\$45	GTS 2541 Shelf 15" x 21" Rectangular Shelf	#07437.000	\$85
Studio Pro, V8 & Studio 8 Shelf 7.25" Square Shelf	#07400.000	\$26	GTS 18 Shelf 15.5" Circular Shelf	#07410.000	\$40	GTS 2541 Full Shelf 39.3" x 24" Rectangular Shelf	07439.000	\$340
Kingpin 88 Shelf 7.25" Square Shelf	#07400.000	\$26	TGK GT 4050 Shelf 13.75" x 17.75" Rectangular Shelf	#07409.000	\$40	GTS 41-13 Full Shelf 39.3" x 24" Rectangular Shelf	#07439.150	\$340
Fishbone Shelf 13" x 6.5" Rectangular Shelf	#07402.000	\$33	Studio Pro 24 Shelf 20" Square Shelf	#07440.00	\$71	Studio Pro 41 Full Shelf 39.3" x 24" Rectangular Shelf	#07441.000	\$340
Hot Shot / GT 14-6 Shelf 12" Circular Shelf	#07407.000	\$30	Studio Pro 28 Shelf 24" Square Shelf	#07440.200	\$105			
Studio Pro 14 Shelf 13" Square Shelf	#07401.000	\$41	GTS 23 Shelf 21" Circular Shelf	#07420.000	\$81			

Furniture Kits			Order these parts at shopevenheat.com					
Studio Pro, V8 & Studio 8 Furniture Kit Two 7.25" Square Shelves, 24oz.Glass Separator 3 Reed Haik Brush	#07502.000	\$61	Studio Pro 17 Furniture Kit One 16" x 16" Square Shelf Four 1/2" posts One 24oz.Glass Separator One 3 Reed Haik Brush	#07503.100	\$72	GTS 41-13 Furniture Kit One 39.3" x 24" Rectangular Shelf Twelve 1/2" Posts One 24oz.Glass Separator One 3 Reed Haik Brush	#07504.150	\$350
Studio Pro 14 Furniture Kit One 13" x 13" Square Shelf Four 1/2" posts One 24oz.Glass Separator One 3 Reed Haik Brush	#07503.000	\$68	Studio Pro 24 Furniture Kit One 20" x 20" Square Shelf Four 1/2" Posts One 24oz.Glass Separator One 3 Reed Haik Brush	#07504.000	\$110	Studio Pro 41 Furniture Kit One 39.3" x 24" Rectangular Shelf Twelve 1/2" Posts One 24oz.Glass Separator One 3 Reed Haik Brush	#07504.100	\$350
Studio Pro 15 Furniture Kit One 13" x 13" Square Shelf Four 1/2" posts One 24oz.Glass Separator One 3 Reed Haik Brush	#07503.000	\$68	Studio Pro 28 Furniture Kit One 24" x 24" Square Shelf Nine 1/2" Posts One 24oz.Glass Separator One 3 Reed Haik Brush	#07504.050	\$130			



Posts						Order these parts at <a href="http://shopevenheat.com">shopevenheat.com</a>		
1" Square x .5"	#07000.000	\$1.35	1" Square x 2" (Quantity 12+)	#07002.001	\$1.60	1" Square x 5"	#07005.000	\$3.55
1" Square x .5" (Quantity 12+)	#07000.001	\$1.04	1" Square x 3"	#07003.000	\$2.85	1" Square x 5" (Quantity 12+)	#07005.001	\$2.72
1" Square x 1"	#07001.000	\$1.50	1" Square x 3" (Quantity 12+)	#07003.001	\$1.80	1" Square x 6"	#07006.000	\$4.10
1" Square x 1" (Quantity 12+)	#07001.001	\$1.20	1" Square x 4"	#07004.000	\$3.30	1" Square x 6" (Quantity 12+)	#07006.001	\$3.08
1" Square x 2"	#07002.000	\$2.10	1" Square x 4" (Quantity 12+)	#07004.001	\$2.40			

Heating Elements - We use Kanthal Brand Alloys for all Heating Elements!						Order these parts at <a href="http://shopevenheat.com">shopevenheat.com</a>		
<i>208V Heating Elements are Available for 208V Marked Kilns</i>								
Copper - Side 120V - 1 per kiln	#06005.000	\$32	Hot Shot - Lid 120V - 1 per kiln	#00072.000	\$45	Studio Pro 15 - Lid 120V - 6 per kiln	#00106.500	\$30
Copper - Side 240V - 1 per kiln	#06005.240	\$35	Hot Shot -Lid 240V - 1 per kiln	#00072.200	\$46	Studio Pro 15 - Lid 240V - 6 per kiln	#00106.510	\$30
GT 14-6 - Lid 120V - 1 per kiln	#00072.000	\$45	Hot Shot - Side 240V - 1 per kiln	#00072.300	\$46	Studio Pro 15 - Side 240V - 2 per kiln	#00106.520	\$42
GT 14-6 - Lid 240V - 1 per kiln	#00072.200	\$46	Studio 8 - Side 120V - 1 per kiln	#00105.000	\$31	Studio Pro 17 - Lid 120V - 6 per kiln	#00106.700	\$30
GT 14-6 - Side 240V - 1 per kiln	#00072.300	\$46	Studio 8 - Side 240V - 1 per kiln	#00105.010	\$34	Studio Pro 17 - Lid 240V - 6 per kiln	#00106.710	\$30
GTS 18 - Lid 240V - 1 per kiln	#00081.000	\$61	Studio Pro - Side 120V - 1 per kiln	#00105.000	\$31	Studio Pro 17 - Side 240V - 2 per kiln	#00106.720	\$42
GTS 18 - Side 240V - 2 per kiln	#00083.000	\$41	Studio Pro - Side 240V - 1 per kiln	#00105.010	\$34	Studio Pro 24 - Lid 240V - 8 per kiln	#00107.000	\$37
GTS 23 - Lid 240V - 1 per kiln	#00086.000	\$61	Studio Pro STP - Side 120V - 1 per kiln	#00105.000	\$31	Studio Pro 24 - Side 240V - 1 per kiln	#00107.100	\$75
GTS 23 - Side 240V - 2 per kiln	#00088.000	\$41	Studio Pro STP - Side 240V - 1 per kiln	#00105.010	\$34	Studio Pro 28 - Lid 240V - 8 per kiln	#00107.505	\$34
GTS 2541 - Lid Inside Position 240V - 1 per kiln	#00091.000	\$61	V8 - Side 120V - 1 per kiln	#00105.015	\$35	Studio Pro 28 - Side 240V - 1 per kiln	#00107.510	\$75
GTS 2541 - Lid Outside Position 240V - 1 per kiln	#00091.100	\$61	V8 - Side 240V - 1 per kiln	#00105.010	\$35	Studio Pro 41 - Lid 240V - 16 per kiln	#00108.000	\$33
GTS 2541 - Side 240V - 1 per kiln	#00093.000	\$50	Studio Pro 14 - Lid 120V - 1 per kiln	#00106.000	\$61	Studio Pro 41 - Side 240V - 1 per kiln	#00108.100	\$75
GTS 41-13 - Lid 240V - 16 per kiln	#00108.000	\$33	Studio Pro 14 - Lid 240V - 1 per kiln	#00106.200	\$61	TKG GT 4050 - Lid 240V - 1 per kiln	#00078.000	\$61
GTS 41-13 - Side 240V - 1 per kiln	#00108.100	\$75	Studio Pro 14 - Side 240V - 2 per kiln	#00106.300	\$42			

Glass Firing Accessories						Order these parts at <a href="http://shopevenheat.com">shopevenheat.com</a>		
Glass Separator – 24oz.	#00145.000	12	Haik Brush – 3 Reed	#00152.000	\$7.50	Haik Brush – 6 Reed	#00152.002	\$9.50
Hot Glove – Pair – 400°F Max.	#00154.000	\$44.50	Haik Brush – 3 Reed (Quantity 10+)	#00152.001	\$6	Haik Brush – 6 Reed (Quantity 10+)	#00152.003	\$7.60

TAP, Rampmaster, Genesis & Set-Pro Control Parts						Order these parts at <a href="http://shopevenheat.com">shopevenheat.com</a>		
Set-Pro Control Board STP1 Version	#11799.000	\$187	TAP Control Retrofit Package Converts from Rampmaster RM3	#11800.720	\$515	Transformer 24Vct, 0.5A Output – Mfr #4-07-5024	#11801.310	\$30
Rampmaster Control Board RM3 Version	#11800.600	\$340	TAP Wi-Fi Dongle	#11800.712	\$39	Transformer 24Vct, 1.2A Output – Mfr #4-07-6024	#11801.300	\$30
Genesis Control Board	#11800.900	\$425	Control Fuse – pack of 2	#11801.000	\$7.50	Power Switch	#05563.000	\$10
TAP Control Board	#11800.700	\$520	Control Fuse Holder	#11801.100	\$10.50			

Thermocouples – All Thermocouples Supplied w/ Cylindrical Insulators						Order these parts at <a href="http://shopevenheat.com">shopevenheat.com</a>		
Copper Thermocouple	#11645.000	\$22	Liberty Bell Thermocouple	#11645.000	\$22	Studio Pro 15 Thermocouple	#11645.000	\$22
GT 14-6 Thermocouple	#11645.000	\$22	Studio 8 Thermocouple	#00343.300	\$34	Studio Pro 17 Thermocouple	#11645.000	\$22
GTS 18 Thermocouple	#11645.000	\$22	Studio Pro Thermocouple	#00343.300	\$34	Studio Pro 24 Thermocouple	#11645.000	\$22
GTS 23 Thermocouple	#11645.000	\$22	Studio Pro STP Thermocouple	#00343.300	\$34	Studio Pro 28 Thermocouple	#11645.000	\$22
GTS 2541 Thermocouple	#11645.000	\$22	V8 STP Thermocouple	#00343.300	\$34	Studio Pro 41 Thermocouple	#11645.000	\$22
GTS 41-13 Thermocouple	#11645.000	\$22	V8 RM3 and TAP Thermocouple	#11649.005	\$30	TGK GT 4050 Thermocouple	#11645.000	\$22
Hot Shot Thermocouple	#11645.000	\$22	Studio Pro 14 Thermocouple	#11645.000	\$22	Thermocouple Block	#09059.000	\$20

Pyrometers						Order these parts at <a href="http://shopevenheat.com">shopevenheat.com</a>		
Analog Pyrometer – Meter Only For Studio 8 and Studio Pro	#00331.250	\$22	Analog Pyrometer – Model 1000 Supplied w/ Thermocouple	#08060.000	\$127	Digital Pyrometer – 120V Operation w/ 6", 14Ga. Thermocouple	#08060.300	\$410
Analog Pyrometer – Complete For Studio 8 and Studio Pro	#00331.200	45	Digital Pyrometer – Battery Operated w/ 6", 14Ga. Thermocouple	#08060.200	\$410	Digital Pyrometer – 120V Operation w/ 6", 8Ga. Thermocouple	#08060.350	\$410
Analog Pyrometer – Model 1000 Meter Only	#08062.000	\$86	Digital Pyrometer – Battery Operated w/ 6", 8Ga. Thermocouple	#08060.250	\$410			

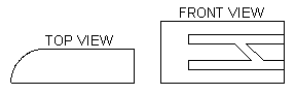
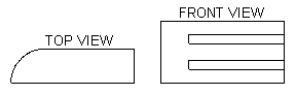

Electrical Parts						Order these parts at shopevenheat.com		
Element Connectors – pack of 4	#05540.000	\$10	Power Cord 20A / 120V – NEMA 5-20P	#05816.000	\$28	Power Receptacle 30A / 240V – NEMA 6-30R	#05905.000	\$35
Element Insulators 1" – pack of 4	#05562.000	\$8.50	Power Cord 20A / 240V – NEMA 6-20P	#05824.000	\$34	Power Receptacle 50A / 240V – NEMA 6-50R	#05915.000	\$34
Element Pins - 1 Dozen	#05927.000	\$12	Power Cord 30A / 240V – NEMA 6-30P	#05825.000	\$55	Relay For TAP, Set-Pro & RM Models	#11801.200	\$35
Infinite Switch Knob	#05568.000	\$10	Power Cord 50A / 240V – NEMA 6-50P	#05830.000	\$85	Relay, Mercury – 35A / 240V Single Pole, 240V Coil	#05577.000	\$86
Infinite Switch -15A / 120V	#05567.500	\$49	Power Cord w/ Fiberglass Wrap For Models Studio Pro 24 and 41 50A / 240V – NEMA 6-50P	#05830.100	\$122	Relay, Mercury – 35A / 240V Double Pole, 240V Coil	#05577.050	\$165
Infinite Switch - 15A / 240V	#05567.000	\$52	Power Receptacle 15A / 120V – NEMA 5-15R	#05890.000	\$22	Relay, Mercury – 60A / 240V Single Pole, 240V Coil	#05578.000	\$115
Pilot Light	#05560.000	\$9.25	Power Receptacle 20A / 120V – NEMA 5-20R	#05895.000	\$22	Relay, Mercury – 60A / 240V Double Pole, 240V Coil	#05579.000	\$165
Power Cord 15A / 120V - NEMA 5-15P	#05808.000	\$28	Power Receptacle 20A / 240V – NEMA 6-20R	#05903.000	\$22			

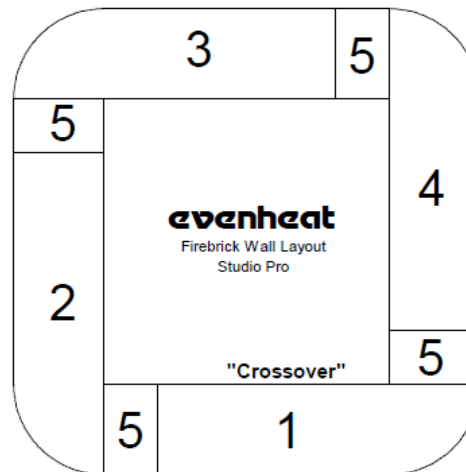
Stands & Hardware						Order these parts at shopevenheat.com		
8" Stand for Copper	#08103.000	\$49	16" Stand for GTS 18	#08110.500	\$62	16" Stand for Studio Pro 28	#08114.210	\$71
8" Stand for GT 14-6	#08110.000	\$59	16" Stand for GTS 23	#08115.500	\$96	16" Stand for Studio Pro 41	#08114.400	\$122
8" Stand for GTS 18	#08110.000	\$59	16" Stand for GTS 2541	#08125.500	\$115	16" Stand for TGK GT 4050	#08113.500	\$48
8" Stand for GTS 23	#08115.000	\$91	16" Stand for GTS 41-13	#08125.500	\$115	Peephole Covers – Stainless Steel	#06480.000	\$8.25
8" Stand for GTS 2541	#08125.000	\$110	16" Stand for Hot Shot	#08110.500	\$62	Plastic Stand Feet – Set of 4	#08149.000	\$10
8" Stand for GTS 41-13	#08125.000	\$110	16" Stand for Studio Pro 14	#08114.000	\$60	Repair Cement -1 lb Jar	#08040.000	\$9
8" Stand for Hot Shot	#08110.000	\$59	16" Stand for Studio Pro 15	#08114.000	\$60	Uncut Fire Brick - 9" x 4.5" x 2.5"	#06909.000	\$10
8" Stand for TGK GT 4050	#08113.000	\$37	16" Stand for Studio Pro 17	#08114.500	\$60			
16" Stand for GT 14-6	#08110.500	\$62	16" Stand for Studio Pro 24	#08114.200	\$68			

<b>Lids &amp; Doors</b>						<b>Order these parts at shopevenheat.com</b>		
Copper Door	#08152.050	\$140	Kingpin 88 Door w/ Window	#00314.025	\$130	Studio Pro 14 Lid w/ Element – 120V	#00128.030	\$377
GT 14-6 Lid w/ Element - 120V	#00128.040	\$312	Kingpin 88 Door w/ Bead Door	#00314.050	\$165	Studio Pro 14 Lid w/ Element – 240V	#00128.031	\$377
GT 14-6 Lid w/ Element 240V	#00128.042	\$310	Kingpin 88 Door w/ Bead & Window	#00314.075	\$175	Studio Pro 15 Lid w/ Element – 120V	#00128.032	\$685
GTS 18 Lid w/ Element – 240V	#00128.060	\$415	Studio 8 Lid	#00342.100	\$97	Studio Pro 15 Lid w/ Element – 240V	#00128.033	\$685
GTS 23 Lid w/ Element – 240V	#00128.100	\$495	Studio 8 Lid w/ Window Cuts	#00342.105	\$105	Studio Pro 17 Lid w/ Element – 120V	#00128.036	\$665
GTS 2541 Lid w/ Elements – 240V	#00128.140	\$745	Studio Pro Lid	#00342.110	\$51	Studio Pro 17 Lid w/ Element – 240V	#00128.037	\$665
GTS 41-13 Lid w/ Elements – 240V	#00128.038	\$1630	Studio Pro Lid w/ Window Cuts	#00342.115	\$77	Studio Pro 24 Lid w/ Elements – 240V	#00128.035	\$900
Hot Shot Lid w/ Element - 120V	#00128.040	\$310	Studio Pro STP Lid	#00342.110	\$51	Studio Pro 28 Lid w/ Elements – 240V	#00128.145	\$965
Hot Shot Lid w/ Element - 240V	#00128.042	\$310	Studio Pro Lid STP w/ Window Cuts	#00342.115	\$77	Studio Pro 41 Lid w/ Elements – 240V	#00128.038	\$1630
Kingpin 88 Door/Standard	#00314.000	\$110	V8 Lid	#00342.204	\$100	TGK GT 4050 Lid w/ Element – 240V	#00128.045	\$375

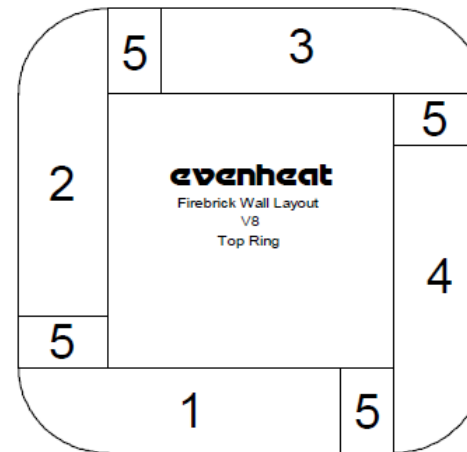
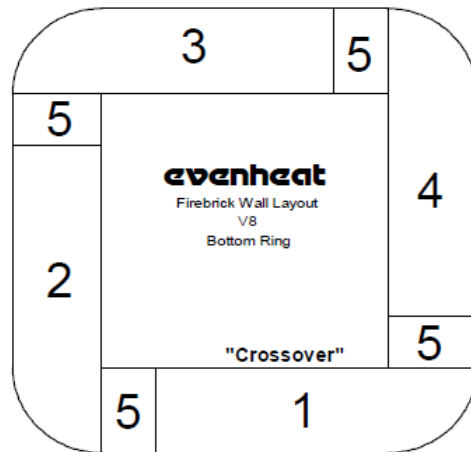
<b>Floors</b>						<b>Order these parts at shopevenheat.com</b>		
GT 14-6 Floor	#08166.000	\$205	Studio 8 Floor	#00342.100	\$97	Studio Pro 17 Floor	#08150.100	\$255
GTS 18 Floor	#08180.000	\$230	Studio Pro Floor	#00342.110	\$51	Studio Pro 24 Floor	#08150.500	\$410
GTS 23 Floor	#08205.000	\$325	Studio Pro STP Floor	#00342.110	\$51	Studio Pro 28 Floor	#08150.510	\$430
GTS 2541 Floor	#08244.000	\$455	V8 Floor	#00342.202	\$82	Studio Pro 41 Floor	#08150.750	\$540
GTS 41-13 Floor	#08150.750	\$540	Studio Pro 14 Floor	#08150.000	\$255	TGK GT 4050 Floor	#08151.000	\$220
Hot Shot Floor	#08166.000	\$205	Studio Pro 15 Floor	#08150.000	\$255			



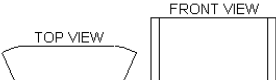
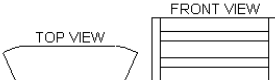
<b>Remote Controls – Table Top and Wall Mount Controllers</b>						<b>Order these parts at shopevenheat.com</b>		
Table Top Controller – 15A / 120V w/ TAP Control	#11776.000	\$545	Table Top Controller – 15A / 120V w/ Rampmaster 3 Control	\$11764.000	\$495	Table Top Controller – 15A / 120V w/ Set-Pro Control	#11749.000	\$405
Wall Mount Controller - 15A / 120V w/ TAP Control	#11777.000	\$600	Wall Mount Controller - 15A / 120V w/ Rampmaster 3 Control	#11765.000	\$550	Wall Mount Controller - 15A / 120V w/ Set-Pro Control	#11750.000	\$455
Wall Mount Controller - 20A / 120V w/ TAP Control	#11779.000	\$615	Wall Mount Controller - 20A / 120V w/ Rampmaster 3 Control	#11767.000	\$565	Wall Mount Controller - 20A / 120V w/ Set-Pro Control	#11753.000	\$470
Wall Mount Controller - 20A / 240V w/ TAP Control	#11781.000	\$605	Wall Mount Controller - 20A / 240V w/ Rampmaster 3 Control	#11769.000	\$555	Wall Mount Controller - 20A / 240V w/ Set-Pro Control	#11755.000	\$460
Wall Mount Controller - 30A / 240V w/ TAP Control	#11783.000	\$785	Wall Mount Controller - 30A / 240V w/ Rampmaster 3 Control	#11771.000	\$735	Wall Mount Controller - 30A / 240V w/ Set-Pro Control	#11757.000	\$640
Wall Mount Controller - 50A / 240V w/ TAP Control	#11785.000	\$815	Wall Mount Controller - 50A / 240V w/ Rampmaster 3 Control	#11773.000	\$765	Wall Mount Controller - 50A / 240V w/ Set-Pro Control	#11760.000	\$670
Wall Mount Controller - 60A / 240V w/ TAP Control	#11787.000	\$770	Wall Mount Controller - 60A / 240V w/ Rampmaster 3 Control	#11775.000	\$720	Wall Mount Controller - 60A / 240V w/ Set-Pro Control	#11763.000	\$625

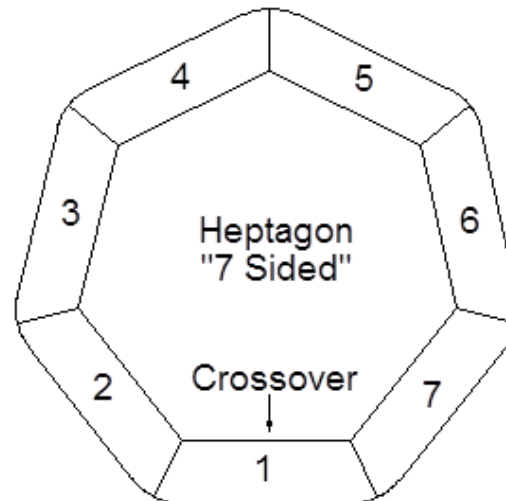
2.5" Brick – Studio 8 / Studio Pro / Studio Pro STP - U.S. Brick – Thermal Ceramics Brand K-23				Order these parts at <a href="http://shopevenheat.com">shopevenheat.com</a>			
Studio 8 / Studio Pro / Studio Pro STP Position – 1 4.5" Tall w/ Element Grooves & Crossover		#06935.000	\$13	Studio 8 / Studio Pro / Studio Pro STP Positions – 2, 3 & 4 4.5" Tall w/ Element Grooves		#06917.000	\$13
Studio 8/ Studio Pro / Studio Pro STP Position 5 4.5" Tall x 1.5" Long w/ Element Grooves		#06917.005	\$16				

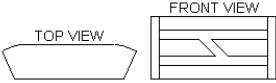
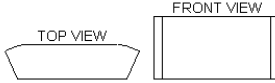
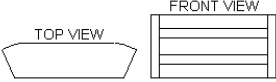


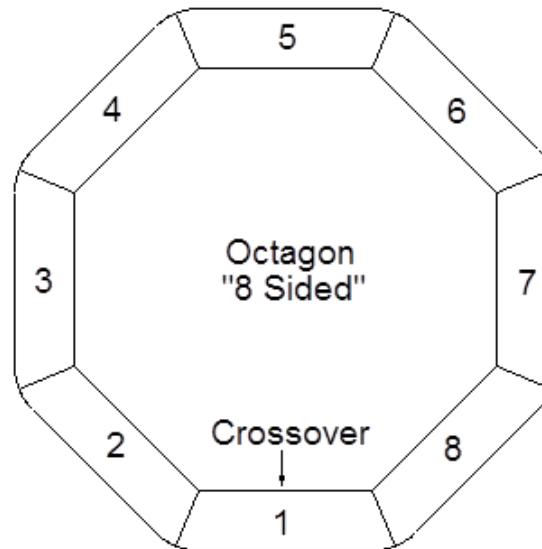
2.5" Brick – V8 - U.S. Brick – Thermal Ceramics Brand K-23				Order these parts at <a href="http://shopevenheat.com">shopevenheat.com</a>			
V8 Position – 1 4.5" Tall w/ Element Grooves & Crossover		#06917.500	\$13	V8 Top Row – Positions 1,2,3 & 4 2.25" Tall x 9" Long Radiused Corner No Element Grooves		#06917.503	\$16
V8 Bottom Row – Positions 2, 3 & 4 4.5" Tall x 9" Long Radiused Corner w/ Element Grooves		#06917.501	\$13	V8 Top Row – Position 5 2.25" Tall x 1.5" Long No Element Grooves		#06917.504	\$16
V8 Bottom Row – Position 5 4.5" Tall x 1.5" Long w/ Element Grooves		#06917.502	\$13				



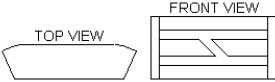
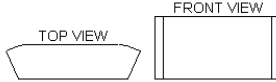
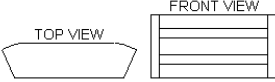
2.5" Brick – GT 14-6 / Hot Shot - U.S. Brick – Thermal Ceramics Brand K-23				Order these parts at <a href="http://shopevenheat.com">shopevenheat.com</a>			
GT 14-6 / Hot Shot – 120V & 240V Positions – 1, 2, 3, 4, 5, 6 & 7 2.25" Tall No Element Grooves		#06902.000	\$16	GT 14-6 / Hot Shot – 240V Position - 1 4.5" Tall w/ Element Grooves & Crossover		#06938.000	\$13
GT 14-6 / Hot Shot – 120V Positions – 1, 2, 3, 4, 5, 6 & 7 4.5" Tall No Element Grooves		#06884.000	\$13	GT 14-6 / Hot Shot – 240V Positions – 2, 3, 4, 5, 6 & 7 4.5" Tall w/ Element Grooves		#06922.000	\$13

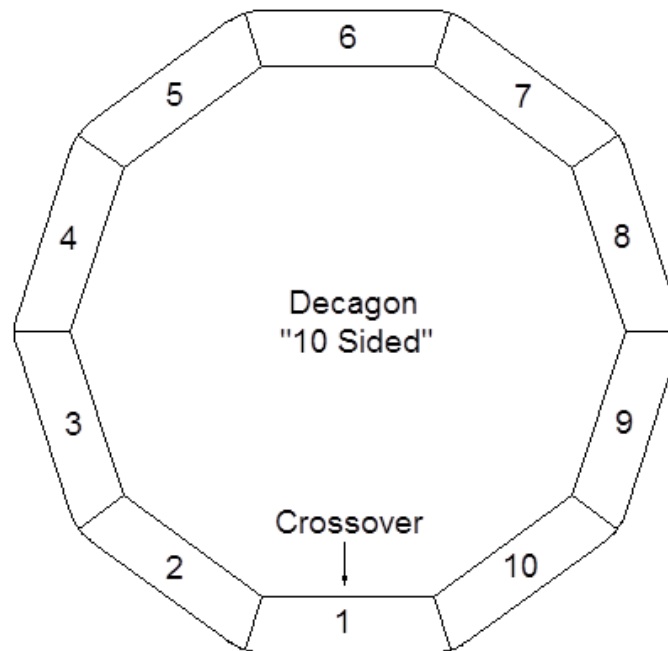


2.5" Brick – GTS 18 - U.S. Brick – Thermal Ceramics Brand K-23				Order these parts at <a href="http://shopevenheat.com">shopevenheat.com</a>			
GTS 18 Position - 1 4.5" Tall w/ Element Grooves & Crossover		#06940.000	\$13	GTS 18 Positions – 1, 2, 3, 4, 5, 6, 7 & 8 4.5" Tall No Element Grooves		#06886.000	\$13
GTS 18 Positions – 2, 3, 4, 5, 6, 7 & 8 4.5" Tall w/ Element Grooves		#06924.000	\$13				

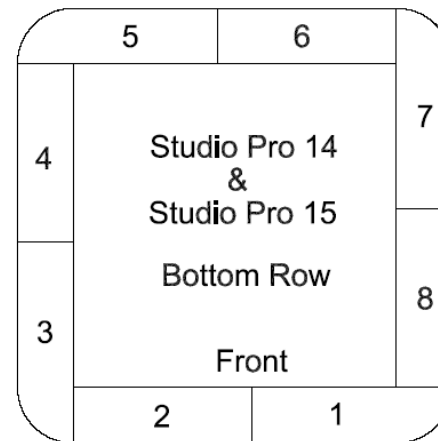
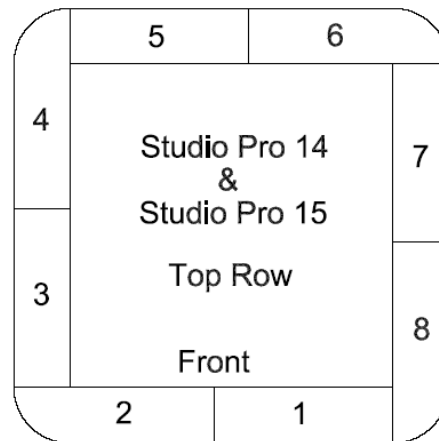




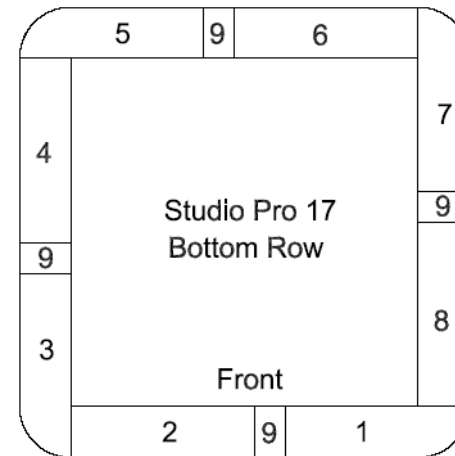
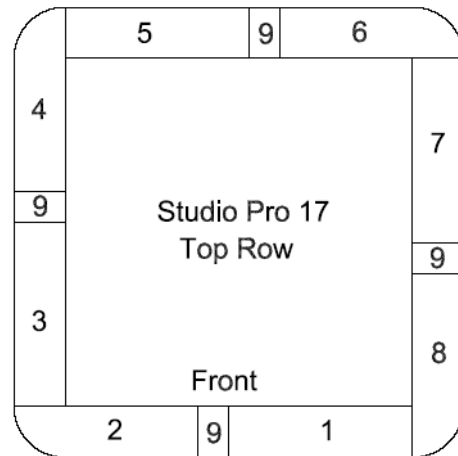
2.5" Brick – GTS 23 - U.S. Brick – Thermal Ceramics Brand K-23				Order these parts at <a href="http://shopevenheat.com">shopevenheat.com</a>			
GTS 23 Position - 1 4.5" Tall w/ Element Grooves & Crossover		#06942.000	\$13	GTS 23 Positions – 1, 2, 3, 4, 5, 6, 7, 8, 9 & 10 4.5" Tall No Element Grooves		#06888.000	\$13
GTS 23 Positions – 2, 3, 4, 5, 6, 7, 8, 9 & 10 4.5" Tall w/ Element Grooves		#06926.000	\$13				

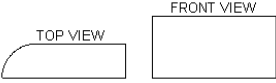

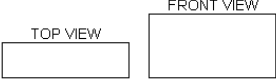
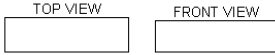




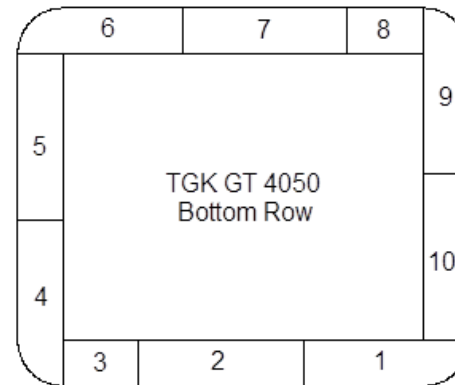
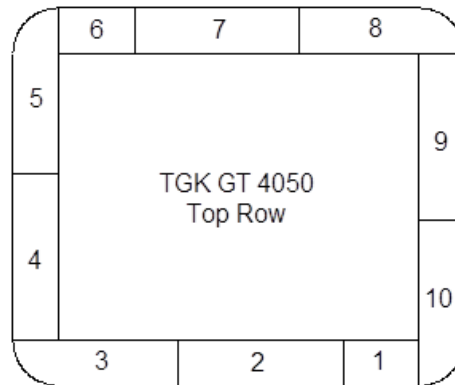
2.5" Brick – Studio Pro 14 and Studio Pro 15 - U.S. Brick – Thermal Ceramics Brand K-23				Order these parts at <a href="http://shopevenheat.com">shopevenheat.com</a>			
Studio Pro 14 & 15 – 120V & 240V Top Row – Positions 2, 4, 6 & 8 2.25" Tall x 9" Long Radiused Corner No Element Grooves		#06899.000	\$16	Studio Pro 14 & 15 – 120V Bottom Row – Positions 2, 4, 6 & 8 4.5" Tall x 8" Long No Element Grooves		#06881.530	\$13
Studio Pro 14 & 15 – 120V & 240V Top Row – Positions 1, 3, 5 & 7 2.25" Tall x 8" Long No Element Grooves		#06899.100	\$16	Studio Pro 14 & 15 – 240V Bottom Row – Positions 1, 3, 5 & 7 4.5" Tall x 9" Long Radiused Corner w/ Element Grooves		#06918.000	\$13
Studio Pro 14 & 15 – 120V Bottom Row – Positions 1, 3, 5 & 7 4.5" Tall x 9" Long Radiused Corner No Element Grooves		#06881.520	\$16	Studio Pro 14 & 15 – 240V Bottom Row – Positions 2, 4, 6 & 8 4.5" Tall x 8" Long w/ Element Grooves		#06918.100	\$13

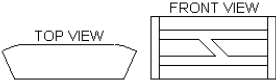
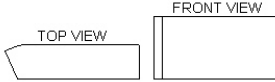
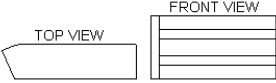
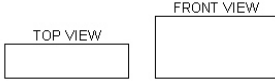

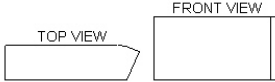
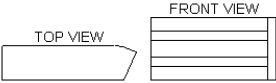
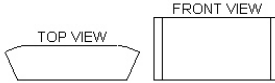
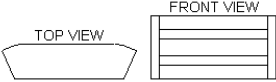
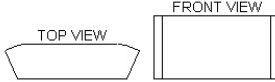
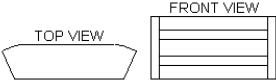


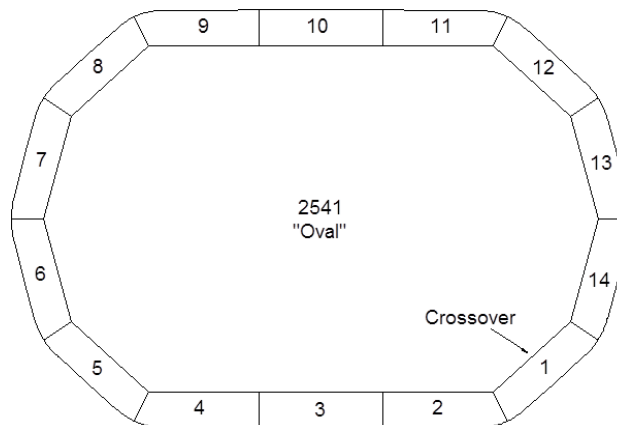
2.5" Brick – Studio Pro 17 - U.S. Brick – Thermal Ceramics Brand K-23				Order these parts at shopevenheat.com			
Studio Pro 17 – 120V & 240V Top Row – Positions 2, 4, 6 & 8 2.25" Tall x 9" Long Radiused Corner No Element Grooves		#06899.300	\$16	Studio Pro 17 – 120V & 240V Bottom Row – Position 9 4.5" Tall x 1.5" Long No Element Grooves		#06899.350	\$16
Studio Pro 17 – 120V & 240V Top Row – Positions 1, 3, 5 & 7 2.25" Tall x 9" Long No Element Grooves		#06899.310	\$16	Studio Pro 17 – 240V Bottom Row – Positions 2, 4, 6 & 8 4.5" Tall x 9" Long w/ Element Grooves		#06899.360	\$13
Studio Pro 17 – 120V & 240V Top Row – Position 9 2.25" Tall x 1.5" Long No Element Grooves		#06899.320	\$16	Studio Pro 17 – 240V Bottom Row – Positions 1, 3, 5 & 7 4.5" Tall x 9" Long Radiused Corner w/ Element Grooves		#06899.370	\$13
Studio Pro 17 – 120V Bottom Row – Positions 2, 4, 6 & 8 4.5" Tall x 9" Long No Element Grooves		#06899.330	\$13	Studio Pro 17 – 240V Bottom Row – Position 9 4.5" Tall x 1.5" Long w/ Element Grooves		#06899.380	\$13
Studio Pro 17 – 120V Bottom Row – Positions 1, 3, 5 & 7 4.5" Tall x 9" Long Radiused Corner No Element Grooves		#06899.340	\$16				



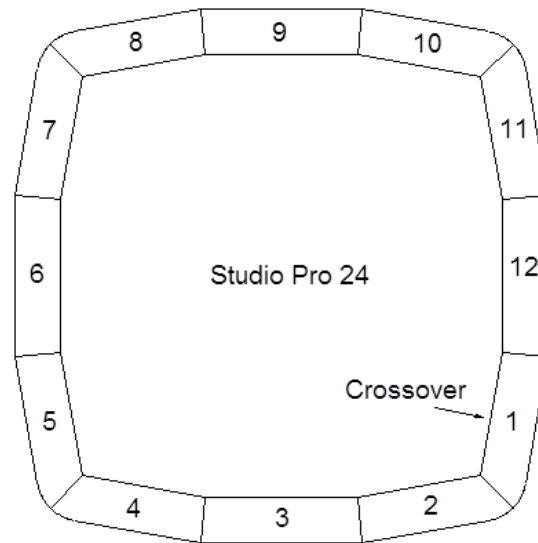
2.5" Brick – TGK GT 4050 - U.S. Brick – Thermal Ceramics Brand K-23				Order these parts at shopevenheat.com			
TGK GT 4050 Top Row – Positions 3, 5, 8 & 10 4.5" Tall x 9" Long Radiused Corner No Element Grooves		#06881.600	\$13	TGK GT 4050 Bottom Row – Positions 1, 4, 6 & 9 2.25" Tall x 9" Long Radiused Corner No Element Grooves		#06899.500	\$16
TGK GT 4050 Top Row – Positions 2, 4, 7 & 9 4.5" tall x 9" Long No Element Grooves		#06881.610	\$13	TGK GT 4050 Bottom Row – Positions 2, 5, 7 & 10 2.25" Tall x 9" Long No Element Grooves		#06899.510	\$16
TGK GT 4050 Top Row – Positions 1 & 6 4.5" Tall x 4.25" Long No Element Grooves		#06881.620	\$16	TGK GT 4050 Bottom Row – Positions 3 & 8 2.25" Tall x 4.25" Long No Element Grooves		#06899.520	\$16



2.5" Brick – GTS 2541 Models - U.S. Brick – Thermal Ceramics Brand K-23				Order these parts at <a href="http://shopevenheat.com">shopevenheat.com</a>			
GTS 2541 – Position 1 4.5" Tall w/ Element Grooves & Crossover		#06950.001	\$13	GTS 2541 – Positions 2 & 9 4.5" Tall No Element Grooves		#06950.051	\$13
GTS 2541 – Positions 2 & 9 4.5" Tall w/ Element Grooves		#06950.002	\$13	GTS 2541 – Positions 3 & 10 4.5" Tall No Element Grooves		#06950.052	\$13
GTS 2541 – Positions 3 & 10 4.5" Tall w/ Element Grooves		#06950.003	\$13	GTS 2541 – Positions 4 & 11 4.5" Tall No Element Grooves		#06950.053	\$13
GTS 2541 – Positions 4 & 11 4.5" Tall w/ Element Grooves		#06950.004	\$13	GTS 2541 – Positions 1, 5, 8 & 12 4.5" Tall No Element Grooves		#06950.050	\$13
GTS 2541 – Positions 5, 8 & 12 4.5" Tall w/ Element Grooves		#06950.005	\$13	GTS 2541 – Positions 6, 7, 13 & 14 4.5" Tall No Element Grooves		#06950.054	\$13
GTS 2541 – Positions 6, 7, 13 & 14 4.5" Tall w/ Element Grooves		#06950.006	\$13				

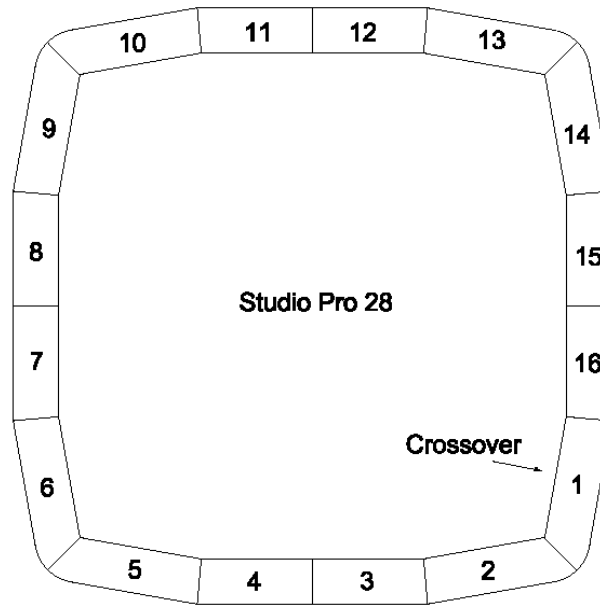


2.5" Brick – Studio Pro 24 Models - U.S. Brick – Thermal Ceramics Brand K-23				Order these parts at <a href="http://shopevenheat.com">shopevenheat.com</a>			
Studio Pro 24 – Position 1 4.5" Tall w/ Element Grooves & Crossover		#06881.400	\$13	Studio Pro 24 – Positions 2, 5, 8 & 11 4.5" Tall No Element Grooves		#06881.450	\$13
Studio Pro 24 – Positions 2, 5, 8 & 11 4.5" Tall w/ Element Grooves		#06881.410	\$13	Studio Pro 24 – Positions 3, 6, 9 & 12 4.5" Tall No Element Grooves		#06881.460	\$13
Studio Pro 24 – Positions 3, 6, 9 & 12 4.5" Tall w/ Element Grooves		#06881.420	\$13	Studio Pro 24 – Positions 1, 4, 7 & 10 2.25" Tall No Element Grooves		#06881.470	\$16
Studio Pro 24 – Positions 4, 7, 10 4.5" Tall w/ Element Grooves		#06881.430	\$13	Studio Pro 24 – Positions 2, 5, 8 & 11 2.25" Tall No Element Grooves		#06881.480	\$16
Studio Pro 24 – Positions 1, 4, 7 & 10 4.5" Tall No Element Grooves		#06881.440	\$13	Studio Pro 24 – Positions 3, 6, 9 & 12 2.25" Tall No Element Grooves		#06881.490	\$16

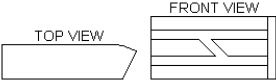
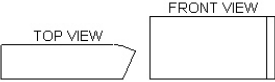
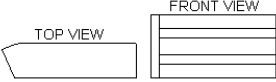
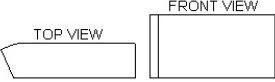

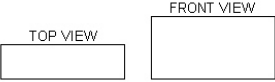

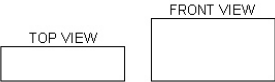

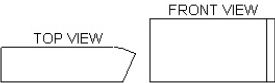
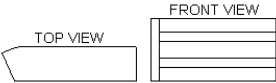
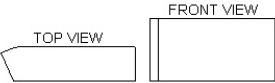

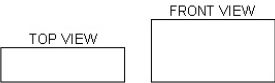



2.5" Brick – Studio Pro 28 Models - U.S. Brick – Thermal Ceramics Brand K-23				Order these parts at <a href="http://shopevenheat.com">shopevenheat.com</a>			
Studio Pro 28 – Position 1 4.5" Tall w/ Element Grooves & Crossover		#06882.400	\$13	Studio Pro 28 – Positions 3, 7, 11 & 15 4.5" Tall No Element Grooves		#06882.460	\$13
Studio Pro 28 – Positions 2, 6, 10 & 14 4.5" Tall w/ Element Grooves		#06882.410	\$13	Studio Pro 28 – Positions 4, 8, 12 & 16 4.5" Tall No Element Grooves		#06882.465	\$13
Studio Pro 28 – Positions 3, 7, 11 & 15 4.5" Tall w/ Element Grooves		#06882.420	\$13	Studio Pro 28 – Positions 1, 5, 9 & 13 2.25" Tall No Element Grooves		#06882.470	\$16
Studio Pro 28 – Positions 4, 8, 12 & 16 4.5" Tall w/ Element Grooves		#06882.425	\$13	Studio Pro 28 – Positions 2, 6, 10 & 14 2.25" Tall No Element Grooves		#06882.480	\$16
Studio Pro 28 – Positions 5, 9 & 13 4.5" Tall w/ Element Grooves		#06882.430	\$13	Studio Pro 28 – Positions 3, 7, 11 & 15 2.25" Tall No Element Grooves		#06882.490	\$16
Studio Pro 28 – Positions 1, 5, 9 & 13 4.5" Tall No Element Grooves		#06882.440	\$13	Studio Pro 28 – Positions 4, 8, 12 & 16 2.25" Tall No Element Grooves		#06882.495	\$16
Studio Pro 28 – Positions 2, 6, 10 & 14 4.5" Tall No Element Grooves		#06882.450	\$13				

See the Following Page for Studio Pro 28 Brick Placement Diagram





2.5" Brick – Studio Pro 41 & GTS 41-13 Models - U.S. Brick – Thermal Ceramics Brand K-23				Order these parts at <a href="http://shopevenheat.com">shopevenheat.com</a>			
Studio Pro 41 – Position 1 4.5" Tall w/ Element Grooves & Crossover		#06953.001	\$13	Studio Pro 41 – Positions 1 & 9 4.5" Tall No Element Grooves		#06953.011	\$13
Studio Pro 41 – Positions 2 & 10 4.5" Tall w/ Element Grooves		#06953.002	\$13	Studio Pro 41 – Positions 2 & 10 4.5" Tall No Element Grooves		#06953.012	\$13
Studio Pro 41 – Positions 3, 5, 11 & 13 4.5" Tall w/ Element Grooves		#06953.003	\$13	Studio Pro 41 – Positions 3, 5, 11 & 13 4.5" Tall No Element Grooves		#06953.013	\$13
Studio Pro 41 – Positions 4 & 12 4.5" Tall w/ Element Grooves		#06953.004	\$13	Studio Pro 41 – Positions 4 & 12 4.5" Tall No Element Grooves		#06953.014	\$13
Studio Pro 41 – Positions 6 & 14 4.5" Tall w/ Element Grooves		#06953.006	\$13	Studio Pro 41 – Positions 6 & 14 4.5" Tall No Element Grooves		#06953.016	\$13
Studio Pro 41 – Positions 7 & 15 4.5" Tall w/ Element Grooves		#06953.007	\$13	Studio Pro 41 – Positions 7 & 15 4.5" Tall No Element Grooves		#06953.017	\$13
Studio Pro 41 – Positions 8 & 16 4.5" Tall w/ Element Grooves		#06953.008	\$13	Studio Pro 41 – Positions 8 & 16 4.5" Tall No Element Grooves		#06953.018	\$13
Studio Pro 41 – Position 9 4.5" Tall w/ Element Grooves		#06953.009	\$13				
See the Following Page for Additional Studio Pro 41 Replacement Brick and Brick Placement Diagram							

2.5" Brick – Studio Pro 41 & GTS 41-13 Models - U.S. Brick – Thermal Ceramics Brand K-23				Order these parts at <a href="http://shopevenheat.com">shopevenheat.com</a>			
Studio Pro 41 – Positions 1, & 9 2.25" Tall No Element Grooves		#06953.021	\$16	Studio Pro 41 – Positions 6 & 14 2.25" Tall No Element Grooves		#06953.026	\$16
Studio Pro 41 – Positions 2 & 10 2.25" Tall No Element Grooves		#06953.022	\$16	Studio Pro 41 – Positions 7 & 15 2.25" Tall No Element Grooves		#06953.027	\$16
Studio Pro 41 – Positions 3, 5, 11 & 13 2.25" Tall No Element Grooves		#06953.023	\$16	Studio Pro 41 – Positions 8 & 16 2.25" Tall No Element Grooves		#06953.028	\$16
Studio Pro 41 – Positions 4 & 12 2.25" Tall No Element Grooves		#06953.024	\$16				

