

Heat Treat / Knife Ovens – 240V Models											evenheat-kiln.com	
Model	Volts	Control Style	Oven Part # w/ Mechanical Relays	Oven Price w/ Mechanical Relays	Oven Part # w/ Quiet Drive Solid State	Oven Price w/ Quiet Drive Solid State	Amps	Watts	Chamber Dimensions	Max. Usable Temp.	Power Receptacle	Oven Approx. Ship Weight
Artisan 688	230V	Set-Pro	#00375.550	N/A	N/A	N/A	6.3A	1440W	8" Wide x 6" High x 8" Deep - .22 cu. feet 20.3cm W x 15.2cm H x 20.3cm D – 6.2L	2000°F 1093°C	NEMA 6-20R	40 lb 18 kg
		RM3	#00375.100	N/A	N/A	N/A						
		Genesis	#00375.750	N/A	N/A	N/A						
		TAP	#00375.650	N/A	N/A	N/A						
Ten Cubed	240V	Set-Pro	#00357.335	\$1480	#00357.337	\$1595	15A	3600W	10" Wide x 10" High x 10" Deep - .58 cu. feet 25.4cm W x 25.4cm H x 25.4cm D – 16.4L	2400°F 1316°C	NEMA 6-20R	100 lb 45 kg
		RM3	#00357.345	\$1690	#00357.347	\$1805						
		Genesis	#00357.370	\$1825	#00357.372	\$1940						
		TAP	#00357.355	\$1875	#00357.357	\$1990						
KF 13.5	240V	Set-Pro	#00350.050	\$1405	#00350.052	\$1520	13A	3120W	10" Wide x 6.5" High x 13.5" Deep - .51 cu. feet 25.4cm W x 16.5cm H x 34.3cm D – 14.4L	2200°F 1204°C	NEMA 6-20R	87 lb 39 kg
		RM3	#00351.000	\$1615	#00351.002	\$1730						
		Genesis	#00351.050	\$1750	#00351.052	\$1865						
		TAP	#00351.015	\$1800	#00351.017	\$1915						
KF 18	240V	Set-Pro	#00352.050	\$1465	#00352.052	\$1580	13A	3120W	10" Wide x 6.5" High x 18" Deep - .68 cu. feet 25.4cm W x 16.5cm H x 45.7cm D – 19.3L	2200°F 1204°C	NEMA 6-20R	95 lb 43 kg
		RM3	#00353.000	\$1675	#00353.002	\$1790						
		Genesis	#00353.050	\$1810	#00353.052	\$1925						
		TAP	#00353.015	\$1860	#00353.017	\$1975						
KF 22.5	240V	Set-Pro	#00355.050	\$1550	#00355.052	\$1665	15A	3600W	10" Wide x 6.5" High x 22.5" Deep - .85 cu. feet 25.4cm W x 16.5cm H x 57.2cm D – 24.1L	2200°F 1204°C	NEMA 6-20R	104 lb 47 kg
		RM3	#00356.000	\$1760	#00356.002	\$1875						
		Genesis	#00355.075	\$1895	#00355.077	\$2010						
		TAP	#00355.065	\$1945	#00355.067	\$2060						
KF 27	240V	Set-Pro	#00356.012	\$1640	#00356.014	\$1755	15A	3600W	10" Wide x 6.5" High x 27" Deep - .10 cu. feet 25.4cm W x 16.5cm H x 68.6cm D – 28.3L	2200°F 1204°C	NEMA 6-20R	115 lb 52 kg
		RM3	#00356.015	\$1850	#00356.017	\$1965						
		Genesis	#00356.030	\$1985	#00356.032	\$2100						
		TAP	#00356.020	\$2035	#00356.022	\$2150						
KO 13.5	240V	Set-Pro	#00357.000	\$1470	#00357.002	\$1585	13A	3120W	9" Wide x 5.5" High x 13.5" Deep - .39 cu. feet 22.9cm W x 14cm H x 34.3cm D – 11L	2400°F 1316°C	NEMA 6-20R	92 lb 42 kg
		RM3	#00357.020	\$1680	#00357.022	\$1795						
		Genesis	#00357.050	\$1815	#00357.052	\$1930						
		TAP	#00375.035	\$1865	#00357.037	\$1980						

Ovens are NOT available in 3 phase Door Power Interrupt Switch Optional Equipment on Ten Cubed, KF and KO Models, add \$135

Heat Treat / Knife Ovens – 240V Models											evenheat-kiln.com	
Model	Volts	Control Style	Oven Part # w/ Mechanical Relays	Oven Price w/ Mechanical Relays	Oven Part # w/ Quiet Drive Solid State	Oven Price w/ Quiet Drive Solid State	Amps	Watts	Chamber Dimensions	Max. Usable Temp.	Power Receptacle	Oven Approx. Ship Weight
KO 18	240V	Set-Pro	#00357.100	\$1530	#00357.102	\$1645	13A	3120W	9" Wide x 5.5" High x 18" Deep - .52 cu. feet 22.9cm W x 14cm H x 45.7cm D – 14.7L	2400°F 1316°C	NEMA 6-20R	102 lb 46 kg
		RM3	#00357.120	\$1740	#00357.122	\$1855						
		Genesis	#00357.150	\$1875	#00357.152	\$1990						
		TAP	#00357.135	\$1925	#00357.137	\$2040						
KO 22.5	240V	Set-Pro	#00357.200	\$1620	#00357.202	\$1735	15A	3600W	9" Wide x 5.5" High x 22.5" Deep - .64 cu. feet 22.9cm W x 14cm H x 57.2cm D – 18.1L	2400°F 1316°C	NEMA 6-20R	114 lb 52 kg
		RM3	#00357.220	\$1830	#00357.222	\$1945						
		Genesis	#00357.250	\$1965	#00357.252	\$2080						
		TAP	#00357.235	\$2015	#00357.237	\$2130						
LB 18	240V	RM3	N/A	N/A	#00371.005	\$1965	13A	3120W	10" Wide x 6.5" High x 18" Deep - .68 cu. feet 25.4cm W x 16.5cm H x 45.7cm D – 19.3L	2200°F 1204°C	NEMA 6-20R	95 lb 43 kg
		Genesis	N/A	N/A	#00371.025	\$2100						
		TAP	N/A	N/A	#00371.015	\$2150						
LB 22.5	240V	RM3	N/A	N/A	#00371.105	\$2060	15A	3600W	10" Wide x 6.5" High x 22.5" Deep - .85 cu. feet 25.4cm W x 16.5cm H x 57.2cm D – 24.1L	2200°F 1204°C	NEMA 6-20R	104 lb 47 kg
		Genesis	N/A	N/A	#00371.125	\$2195						
		TAP	N/A	N/A	#00371.115	\$2245						
LB 27	240V	RM3	N/A	N/A	#00371.205	\$2160	15A	3600W	10" Wide x 6.5" High x 27" Deep - .10 cu. feet 25.4cm W x 16.5cm H x 68.6cm D – 28.3L	2200°F 1204°C	NEMA 6-20R	115 lb 52 kg
		Genesis	N/A	N/A	#00371.225	\$2295						
		TAP	N/A	N/A	#00371.215	\$2345						
HT-1	240V	Set-Pro	#00373.000	\$1815	#00373.002	\$2045	18A	4320W	13" Wide x 13.5" High x 13.5" Deep – 1.37 cu. feet 33.0cm W x 34.3cm H x 34.3cm D – 38.8L	2000°F 1093°C	NEMA 6-20R	125 lb 57 kg
		RM3	#00373.100	\$2025	#00373.102	\$2255						
		Genesis	#00373.210	\$2160	#00373.212	\$2390						
		TAP	#00373.200	\$2210	#00373.202	\$2440						
HT-2	240V	Set-Pro	#00374.000	\$2170	#00374.002	\$2400	30A	7200W	13" Wide x 11" High x 27" Deep – 2.23 cu. feet 33.0cm W x 28cm H x 68.6cm D – 63.1L	2000°F 1093°C	NEMA 6-50R	215 lb 98 kg
		RM3	#00374.100	\$2380	#00374.102	\$2610						
		Genesis	#00374.210	\$2515	#00374.212	\$2745						
		TAP	#00374.200	\$2565	#00374.202	\$2795						

Ovens are NOT available in 3 phase Door Power Interrupt Switch Standard Equipment on HT-1 and HT-2 Models Door Power Interrupt Switch Optional Equipment on KF and KO Models, add \$135 (KF Extreme Depth add \$270)

Heat Treat / Knife Ovens – 240V Extreme Depth Models											evenheat-kiln.com	
Model	Volts	Control Style	Oven Part # w/ Mechanical Relays	Oven Price w/ Mechanical Relays	Oven Part # w/ Quiet Drive Solid State	Oven Price w/ Quiet Drive Solid State	Amps	Watts	Chamber Dimensions	Max. Usable Temp.	Power Receptacle	Oven Approx. Ship Weight
KF 31.5 Extreme Depth	240V	Set-Pro	#00356.042	\$2600	#00356.044	\$2830	30A	7200W	10" Wide x 6.5" High x 31.5" Deep - 1.2 cu. feet 25.4cm W x 16.5cm H x 80.0cm D – 33.4L	2200°F 1204°C	NEMA 6-50R	190 lb 86 kg
		RM3	#00356.045	\$2810	#00356.047	\$3040						
		Genesis	#00356.060	\$2945	#00356.062	\$3175						
		TAP	#00356.050	\$2995	#00356.052	\$3225						
KF 36 Extreme Depth	240V	Set-Pro	#00356.070	\$2710	#00356.072	\$2940	30A	7200W	10" Wide x 6.5" High x 36" Deep – 1.35 cu. feet 25.4cm W x 16.5cm H x 91.4cm D – 38.2L	2200°F 1204°C	NEMA 6-50R	200 lb 91 kg
		RM3	#00356.075	\$2920	#00356.077	\$3150						
		Genesis	#00356.090	\$3055	#00356.092	\$3285						
		TAP	#00356.080	\$3105	#00356.082	\$3335						
KF 40.5 Extreme Depth	240V	Set-Pro	#00356.102	\$2875	#00356.104	\$3105	30A	7200W	10" Wide x 6.5" High x 40.5" Deep – 1.52 cu. feet 25.4cm W x 16.5cm H x 102.9cm D – 43.0L	2200°F 1204°C	NEMA 6-50R	210 lb 95 kg
		RM3	#00356.105	\$3085	#00356.107	\$3315						
		Genesis	#00356.120	\$3220	#00356.122	\$3315						
		TAP	#00356.110	\$3270	#00356.112	\$3450						
KF 45 Extreme Depth	240V	Set-Pro	#00356.132	\$2990	#00356.134	\$3220	30A	7200W	10" Wide x 6.5" High x 45" Deep – 1.69 cu. feet 25.4cm W x 16.5cm H x 114.3cm D – 47.9L	2200°F 1204°C	NEMA 6-50R	270 lb 123 kg
		RM3	#00356.135	\$3200	#00356.137	\$3430						
		Genesis	#00356.150	\$3335	#00356.152	\$3565						
		TAP	#00356.140	\$3385	#00356.142	\$3615						
KF 49.5 Extreme Depth	240V	Set-Pro	#00356.162	\$3105	#00356.164	\$3335	30A	7200W	10" Wide x 6.5" High x 49.5" Deep – 1.86 cu. feet 25.4cm W x 16.5cm H x 125.7cm D – 52.7L	2200°F 1204°C	NEMA 6-50R	280 lb 127 kg
		RM3	#00356.165	\$3315	#00356.167	\$3545						
		Genesis	#00356.180	\$3450	#00356.182	\$3680						
		TAP	#00356.170	\$3500	#00356.172	\$3730						

Ovens are NOT available in 3 phase Door Power Interrupt Switch Optional Equipment on KF Extreme Depth add \$270

Heat Treat / Knife Salt Bath Kilns – 240V Models											evenheat-kiln.com
Model	Volts	Control Style	Kiln Part # w/ TAP Control and Quiet Drive Solid State	Kiln Price w/ TAP Control and Quiet Drive Solid State	Amps	Watts	Chamber Dimensions	Max. Usable Temp.	Power Receptacle	Oven Approx. Ship Weight	
SB 718	240V	TAP	#00376.000	\$2390	18A	4320W	7" Wide x 7" Long x 18" Deep – 0.51 cu. feet 17.8cm W x 17.8cm H x 45.7cm D – 14.4L	2000°F 1093°C	NEMA 6-20R	110 lb (64kg)	
SB 818	240V	TAP	#00376.050	\$2550	30A	7200W	8" Wide x 8" Long x 18" Deep – 0.67 cu. feet 20.3cm W x 20.3cm H x 45.7cm D – 19L	2000°F 1093°C	NEMA 6-50R	125 lb (57kg)	

Salt Bath Kilns available only with the TAP control as it requires custom functions and software only the TAP can provide. Salt Bath Kilns available only with Quiet Drive Solid State Relay output.

Heat Treat / Knife Ovens – 120V Models											evenheat-kiln.com	
Model	Volts	Control Style	Oven Part # w/ Mechanical Relays	Oven Price w/ Mechanical Relays	Oven Part # w/ Quiet Drive Solid State	Oven Price w/ Quiet Drive Solid State	Amps	Watts	Chamber Dimensions	Max. Usable Temp.	Power Receptacle	Oven Approx. Ship Weight
Artisan 688	120V	Set-Pro	#00375.500	N/A	N/A	N/A	12A	1440W	8" Wide x 6" High x 8" Deep - .22 cu. feet 20.3cm W x 15.2cm H x 20.3cm D – 6.2L	2000°F 1093°C	NEMA 5-15R	40 lb 18 kg
		RM3	#00375.000	N/A	N/A	N/A						
		Genesis	#00375.700	N/A	N/A	N/A						
		TAP	#00375.600	N/A	N/A	N/A						
KH 414	120V	Set-Pro	#00370.000	\$1440	#00370.002	\$1555	13A	1560W	6.5" Wide x 4.25" High x 13.5" Deep - .22 cu. feet 16.5cm W x 10.8cm H x 34.3cm D – 6.2L	2200°F 1204°C	NEMA 5-15R	70 lb 32 kg
		RM3	#00370.050	\$1650	#00370.052	\$1765						
		Genesis	#00370.060	\$1785	#00370.062	\$1900						
		TAP	#00370.055	\$1835	#00370.057	\$1950						
KH 418	120V	Set-Pro	#00370.100	\$1500	#00370.102	\$1615	13A	1560W	6.5" Wide x 4.25" High x 18" Deep - .29 cu. feet 16.5cm W x 10.8cm H x 45.7cm D – 8.2L	2200°F 1204°C	NEMA 5-15R	75 lb 34 kg
		RM3	#00370.150	\$1710	#00370.152	\$1825						
		Genesis	#00370.180	\$1845	#00370.182	\$1960						
		TAP	#00370.170	\$1895	#00370.172	\$2010						

Door Power Interrupt Switch Standard Equipment on KH Models

Heating Elements – We use Sandvik/Kanthal Resistance Wire						Order these parts at shopevenheat.com		
KH 414 120V – 1 per oven	#00345.000	\$58	LB 18 – Right Side Upper Looking In 240V – Position #1 - 1 per oven	#00349.601	\$40	KF 31.5 240V – 4 per oven	#00349.020	\$55
KH 418 120V – 1 per oven	#00345.100	\$58	LB 18 Right Side Lower Looking In 240V – Position #2 - 1 per oven	#00349.602	\$47	KF 36 240V – 4 per oven	#00349.030	\$55
Ten Cubed 240V – 2 per oven	#00349.525	\$42	LB 18 – Left Side Looking In 240V – Position #3 - 1 per oven	#00349.603	\$55	KF 40.5 240V – 4 per oven	#00349.040	\$55
KF 13.5 240V – 2 per oven	#00347.000	\$58	LB 22.5 – Right Side Upper Looking In 240V – Position #1 - 1 per oven	#00349.611	\$40	KF 45 240V – 4 per oven	#00349.050	\$55
KF 18 240V – 2 per oven	#00348.000	\$58	LB 22.5 Right Side Lower Looking In 240V – Position #2 - 1 per oven	#00349.612	\$47	KF 49.5 240V – 4 per oven	#00349.060	\$55
KF 22.5 240V – 2 per oven	#00349.000	\$55	LB 22.5 – Left Side Looking In 240V – Position #3 - 1 per oven	#00349.613	\$55	HT-1 240V – 4 per oven	#00349.750	\$66
KF 27 240V – 2 per oven	#00349.010	\$55	LB 27 – Right Side Upper Looking In 240V – Position #1 - 1 per oven	#00349.621	\$40	HT-2 240V – 2 per oven	#00349.760	\$72
KO 13.5 240V – 2 per oven	#00349.500	\$44	LB 27 Right Side Lower Looking In 240V – Position #2 - 1 per oven	#00349.622	\$47	SB 718 240V – 4 per kiln	#00349.900	\$50
KO 18 240V – 2 per oven	#00349.510	\$44	LB 27 – Left Side Looking In 240V – Position #3 - 1 per oven	#00349.623	\$55	SB 818 240V – 4 per kiln	#00349.905	\$50
KO 22.5 240V – 2 per oven	#00349.520	\$42						

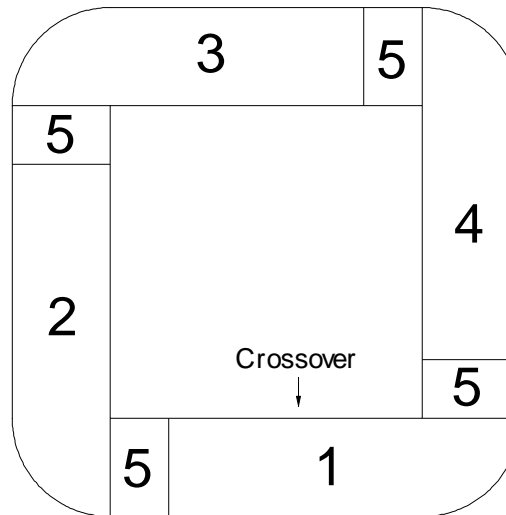
Blade Fixtures, Loud Alarm Option and Upgrade, Quench Plates & Torque Plates						Order these parts at shopevenheat.com		
Blade Fixture MK 1 For use with KH Series	#07448.100	\$30	Loud Alarm Option for use on TAP and Rampmaster equipped Ovens with Serial # of 107120 or greater	#07452.000	\$55	Loud Alarm Do-It-Yourself Upgrade for use on TAP and Rampmaster equipped Ovens with Serial # of 107119 and lower	#07452.100	\$320
Blade Fixture MK 2 For use with KF Series	#07448.000	\$37	Quench Plate QP 2 1" x 4" x 12" – 2 Piece Set	#07450.000	Quote	Torque Plate TP 1 1/2" x 4" x 4" – 2 Piece Set	#07451.100	Quote
Blade Fixture Pins (replacement) pack of 10	#07449.000	\$14	Quench Plate QP 1 1" x 4" x 8" – 2 Piece Set	#07450.100	Quote	Torque Plate TP 2 1/2" x 4" x 6" – 2 Piece Set	#07451.000	Quote

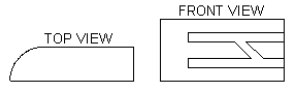

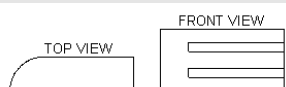
Control Parts						Order these parts at shopevenheat.com		
Set-Pro Control Board STP1 Version	#11799.000	\$190	TAP Wi-Fi Dongle	#11800.712	\$39	Transformer 24Vct, 1.2A Output – Mfr #4-07-6024	#11801.300	\$30
Rampmaster Control Board RM3 Version	#11800.600	\$345	Relay	#11801.200	\$35	Thermocouple For KH, KF, KO, HT and Ten Cubed	#11645.000	\$22
Genesis Control Board	#11800.900	\$425	Control Fuse – pack of 2	#11801.000	\$7.75	Thermocouple For Artisan 688	#11639.000	\$11
Tap Control Board - Software loaded for non-Salt Bath Ovens	#11800.700	\$520	Control Fuse Holder	#11801.100	\$10.50	Solid State Relay – 30A, MDI	#11801.225	\$135
Tap Control Board - Software loaded for Salt Bath Kilns	#11800.705	\$520	Transformer 24Vct, 0.5A Output – Mfr #4-07-5024	#11801.310	\$30	Solid State Relay – 30A, Crydom	#11801.224	\$135

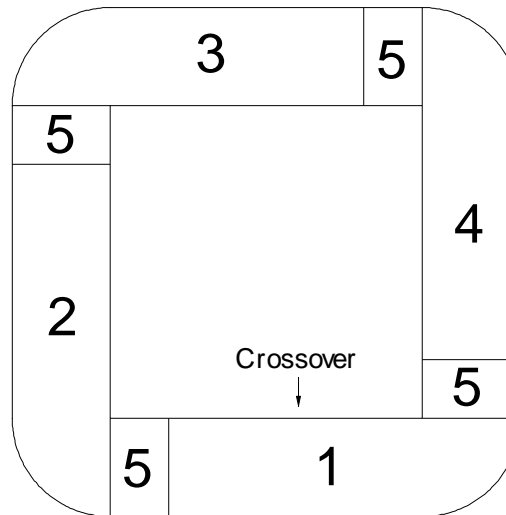
Power Cords & Maintenance Items						Order these parts at shopevenheat.com		
Power Cord 15A / 120V - NEMA 5-15P	#05808.000	\$28	Power Receptacle 20A / 120V – NEMA 5-20R	#05895.000	\$22	Element Rod – KF, KO, HT-2 and Ten Cubed Models - 1/4" x 10"	#06422.040	\$13
Power Cord 20A / 120V – NEMA 5-20P	#05816.000	\$28	Power Receptacle 20A / 240V – NEMA 6-20R	#05903.000	\$22	Element Rod – HT-1 Model 1/4" x 15" (10" + 5")	#06422.050	\$25
Power Cord 20A / 240V – NEMA 6-20P	#05824.000	\$34	Power Receptacle 50A / 240V – NEMA 6-50R	#05915.000	\$34	Element Pins 1 Dozen	#05927.000	\$12
Power Cord 50A / 240V – NEMA 6-50P	#05830.000	\$85	Repair Cement 1 lb Jar	#08040.000	\$9			
Power Receptacle 15A / 120V – NEMA 5-15R	#05890.000	\$22	Element Rod – KH Models 1/4" x 6.5"	#06422.030	\$13			

Salt Bath Kiln-Specific Accessories & Parts			Order these parts at shopevenheat.com					
Thermocouple Assembly for Salt Bath "Chamber" Position. For use with SB 718 and SB 818	#11647.305	\$63	Lid for SB 718 with no access hole	#00342.300	\$110	Lid Drip Shield for SB 818 for 6" Pot	#07454.004	\$41
Thermocouple Assembly for Salt Bath "Immersion" Position. For use with SB 718 and SB 818	#11647.310	\$90	Lid for SB 718 with 4.75" diameter access hole. Fits schedule 80 4" ID pot	#00342.210	\$110	Control Panel Drip Shield for SB 718	#07453.004	\$41
Thermocouple Assembly for Salt Bath "Over-temp" Position. For use with SB 718 and SB 818	#11647.315	\$79	Lid for SB 718 with 5.813" diameter access hole. Fits schedule 80 5" ID pot	#00342.215	\$110	Control Panel Drip Shield for SB 818	#07454.006	\$41
Thermocouple Extension Assembly for Salt Bath "Chamber" Position. For use with SB 718 and SB 818	#11647.307	\$66	Lid for SB 818 with no access hole	#00342.305	\$110	Superwool refractory fiber strips, 2 pieces 14" x 1" x 1/2"	#06423.305	\$27
Thermocouple Extension Assembly for Salt Bath "Immersion" Position. For use with SB 718 and SB 818	#11647.312	\$66	Lid for SB 818 with 4.75" diameter access hole. Fits schedule 80 4" ID pot	#00342.220	\$110	Superwool refractory fiber 1 piece 12" x 12" x 1"	#06423.300	\$36
Immersion Thermocouple Mounting Bracket	#11647.320	\$40	Lid for SB 818 with 5.813" diameter access hole. Fits schedule 80 5" ID pot	#00342.225	\$110	Salt Pot – Schedule 80, 316 SS 4.5" OD, 4" ID, 22" Deep	#07455.000	Quote
Salt Pot Ground Strap (18")	#08298.235	\$14	Lid for SB 818 with 6.875" diameter access hole. Fits schedule 80 6" ID pot	#00342.230	\$110	Salt Pot – Schedule 40, 316 SS 6.625" OD, 6" ID, 22" Deep	#07455.004	Quote
Replacement Floor for SB 718	#00342.208	\$110	Lid Drip Shield for SB 718 for 4" Pot	#07453.000	\$41	Salt Pot Grounding Hardware	#11647.325	\$18
Replacement Floor for SB 818	#00342.209	\$110	Lid Drip Shield for SB 718 for 5" Pot	#07453.002	\$41	Nu-Sal Heat Treating Salt – 5lb.	#08056.000	\$41
Repair Section with heating elements for SB 718	#07276.000	\$120	Lid Drip Shield for SB 818 for 4" Pot	#07454.000	\$41	Nu Sal Heat Treating Salt – 50lb.	#08056.100	\$210
Repair Section with heating elements for SB 818	#07276.005	\$130	Lid Drip Shield for SB 818 for 5" Pot	#07454.002	\$41			

SB 718, 3" Replacement Brick – U.S. Brick – Thermal Ceramics Brand K-23				Order these parts at shopevenheat.com			
SB 718 Position – 1 w/ Element Grooves & Crossover		#06917.510	\$13	SB 718 Position 5 w/ Element Grooves		#06917.512	\$13
SB 718 Positions 2, 3 & 4 w/ Element Grooves		#06917.511	\$13				



SB 818, 3" Replacement Brick – U.S. Brick – Thermal Ceramics Brand K-23				Order these parts at shopevenheat.com			
SB 718 Position – 1 w/ Element Grooves & Crossover		#06917.515	\$13	SB 718 Position 5 w/ Element Grooves		#06917.517	\$13
SB 718 Positions 2, 3 & 4 w/ Element Grooves		#06917.516	\$13				



All ovens are shipped freight collect unless prior arrangements are made with Evenheat. All prices are F.O.B. Factory, Caseville Michigan, USA and are subject to change without notice or obligation. Shipping and handling charges will be added to all parcel shipments (UPS, FedEx, USPS). We reserve the right to make changes in our products or to meet requirements of available materials without notice or obligation.